

Classic Tales



Level 1

Lownu Mends the Sky

Activity Book and Play



OXFORD



Lownu Mends the Sky

Activity Book and Play

✿ Contents ✿

Activities	2
Play	12
Teacher's notes	16b

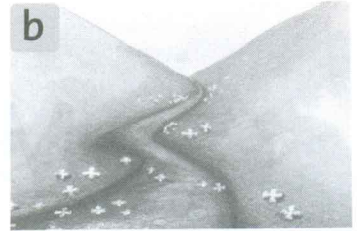

Name: _____

Class: _____ School: _____



Activities

Before you read, can you match the words with the pictures?

1 hole




2 apron




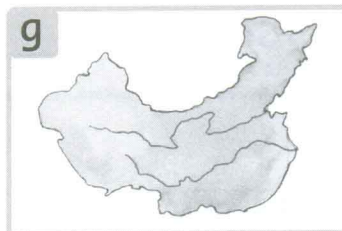
3 moon

4 star



5 tree

6 China



7 spoon

8 path

Write the words. Then complete the sentences.

- | | |
|---------------|----------------------|
| 1 irgl _____ | 5 lueb _____ |
| 2 kabcl _____ | 6 lsfla _____ |
| 3 iepce _____ | 7 hCain <u>China</u> |
| 4 kys _____ | 8 eon _____ |

- 1 The people live in China.
- 2 Every day the sky is _____.
- 3 Every night the sky is _____.
- 4 One day a _____ of blue falls.
- 5 It _____ out of the sky.
- 6 'Look! What is it?' says the big _____.
- 7 'It's a piece of the _____!' says the big boy.
- 8 'Look! Another _____!' he says.



Circle the correct word.

- 1 'Look!' says the little girl / boy.
- 2 He says, 'There's a hole / piece.'
- 3 'Yes / No! Two holes!'
- 4 'Two holes in the water / sky.'
- 5 Another piece falls / goes.
- 6 Another piece of black / blue.
- 7 And another two / one.
- 8 'I can see the day / night sky,' says the little girl.
- 9 'But it's day / night!' she says.
- 10 'Let's ask / tell Lownu.'
- 11 'Yes! Yes! Go / Quick!'
- 12 Let's tell Lownu / the big girl.




What do they say? Write the words.

1 Go and find the pieces.



2 And b_____ them here!




3 Here's a p_____!

4 Here's a _____!

5 Here's o_____!

6 H_____ another!



7 B_____!

Answer the questions.



- 1 What do they do?
They count the holes.
- 2 How many holes are there?
There are t _____ holes.
- 3 How many pieces do they have?
They have t _____ pieces.
- 4 Are they pieces of blue water?
No, they are pieces of blue s _____.



- 5 What are they? They are l _____.
- 6 How many are there? There are t _____.
- 7 Can they have them? No, because the sky is b _____.

Write the words. Match the pictures with the sentences.



cuts ~~cries~~ together silver

- 1 The little boy cries.
- 2 Lownu puts her _____ apron on the table.
- 3 She _____ pieces.
- 4 She puts them _____.

Put the words in the correct order.

1 pieces twenty Now has Lownu.

Now Lownu has twenty pieces.

2 Lownu holes the counts.


3 all pieces the Lownu has.

4 has And spoon she a.

5 the goes tree she Now up.

6 I'm up sky the in!

7 It's mend to time sky the!



Circle the correct words. Then complete the sentences.

1 Lownu puts a piece on the spoon.

on in into

2 'Flip!' The piece _____.

goes flies walks

3 It flies _____ the sky.

into on across

4 'Flap!' It goes in a _____.

spoon hole tree

5 'Now another _____!' says Lownu.

ten twenty one

6 She does it _____.


again now well

7 'Yes!' says Lownu. 'It's _____!'

up down in

8 'Now _____ time for another one!'

there's it's I've



Are the sentences correct? Circle *Yes* or *No*.

- | | |
|---|-------------------------------|
| 1 All day Lownu mends the sky. | <i>Yes</i> / <u><i>No</i></u> |
| 2 The pieces go, 'Flop! Flop!' | <i>Yes</i> / <i>No</i> |
| 3 Day comes and the sky is blue again. | <i>Yes</i> / <i>No</i> |
| 4 The children are sad. | <i>Yes</i> / <i>No</i> |
| 5 The children say, 'The sun is blue!' | <i>Yes</i> / <i>No</i> |
| 6 The children say, 'Thank you, Lownu!' | <i>Yes</i> / <i>No</i> |
| 7 Lownu smiles at the children. | <i>Yes</i> / <i>No</i> |
| 8 Lownu says, 'Go and eat.' | <i>Yes</i> / <i>No</i> |
| 9 The big girl says, 'Come back later.' | <i>Yes</i> / <i>No</i> |
| 10 Lownu says, 'Have supper with me.' | <i>Yes</i> / <i>No</i> |



Choose a, b, or c.

- 1 The children have ... with Lownu.
a lunch b supper c breakfast
- 2 Then it's time to go ...
a to school b to a shop c home
- 3 The path is ...
a bright b dark c blue
- 4 Lownu tells the children to ...
a cry b smile c look up
- 5 There are lots of ... in the sky.
a holes b stars c leaves
- 6 The big star is called the ...
a moon b flower c night
- 7 The night sky looks much ... now.
a better b smaller c bigger
- 8 The sky is ...
a green b beautiful c cold



Act the play.

Characters



Chorus



Lownu



Big girl



Big boy



Little girl



Little boy

→ Pages 2–3

🍇 *Scene 1* 🍇

Chorus: This is China. Every day the sky
is blue. One day a piece of blue falls.

Big girl: Look! What is it?

Big boy: It's a piece of the sky.

 *Scene 2* 

Little boy: Look! There's a hole.

Chorus: Another piece falls. And another one.

Little girl: I can see the night sky. But it's day!

Little boy: Let's tell Lownu!

Little girl: Yes! Quick!

 *Scene 3* 

Lownu: Go and find the pieces.

Little boy: Here's a piece!

Little girl: Here's another!

Big boy: Here's one!

Big girl: Here's another!

Chorus: The children find ten pieces.

❁ *Scene 4* ❁

Lownu: How many holes are there?

Big girl: There are twenty holes.

Big boy: But we only have ten pieces.

Lownu: Look! Here are ten leaves.

Little boy: They're green. The sky is blue!

❁ *Scene 5* ❁

Little boy: I want the sky to be all blue!

Lownu: Don't cry! Give me the pieces.

Chorus: Night comes. Lownu cuts blue pieces and silver pieces. She puts them together.



❁ *Scene 6* ❁

Lownu: Good! Now I have twenty pieces!

Chorus: Lownu has the pieces and a spoon. She goes up the tree.

Lownu: It's time to mend the sky!


❁ *Scene 7* ❁

Chorus: Flip! A piece flies across the sky.
Flap! It goes in a hole.

Lownu: Yes! Now another one!

Chorus: Flip! Flap!

Lownu: Yes! It's in!



 *Scene 8* 

Chorus: All night Lownu mends the sky.

Flip! Flap! Flip! Flap!

Big girl: The day sky is blue again!

Big boy: Thank you, Lownu!

Lownu: Go and play. Come back later.

 *Scene 9* 

Chorus: The children have supper with Lownu.

Lownu: It's time to go home.

Little girl and little boy: Why is the path
bright, Lownu?

Lownu: Look up!

Big boy: What are they?

Lownu: Stars. The big one is the moon.

Little boy: The night sky is better now.

Big girl: It's more beautiful!

 *The End* 

How to Use the Play Teacher's Notes

Introduction

- Speaking or performing the Classic Tales Play is good for your students' English. It is fun, too!
- The Classic Tales Play is shorter than the reader, but uses the same language. So students speak or perform the play after they have read the reader.
- Your students can speak the play in class, using their books. Or with more time, they can perform the play for other classes, the whole school, or parents.
- Your students can perform the play in their school clothes, or they can make costumes to wear.
- They can also make props (things to hold) for when they are performing the play.
- Students can speak or perform the play as a whole class, or you can put them into smaller groups.

How to Speak the Play in Class

- The Classic Tales Play has some characters and a chorus. (See page 12.)
- Ask which of your students would like to be a character.
- Tell those students which character they will be.
- Tell the rest of the class or group that they will join in with the chorus.
- Make sure everyone can see a book.
- Ask the first character to begin.

How to Perform the Play

- The Classic Tales Play has some characters and a chorus. (See page 12.)
- Ask which of your students would like to be a character.
- Tell those students which character they will be.
- Tell the rest of the class or group that they will join in with the chorus.
- Ask your students to practise speaking their lines so they can say them without looking at the book. Students may need to look at the book when they are performing the play.
- Tell your students to decide together where they will stand and what movements they will make when they are performing the play. They may have props to hold, too.
- The students in the chorus can speak the lines together, or take it in turns to speak a line.
- Ask your students to practise performing the play together in class before they perform it for other people. When they practise, you can help them with their English, and help them with their movement and expression.
- When they are ready, they can perform the play for other people.





Level 1

Lownu Mends the Sky

Activity Book and Play

Activities to accompany the Classic Tales story book, with a play for speaking in class or for performance in class or on stage, and teacher's notes on using the play.

Classic Tales – bringing the magic of traditional storytelling to language learning



Each **Activity Book and Play** provides extra activities related to the story, and the story adapted as a play. The play uses the same language as the story, but it is shorter. Students can speak it, or they can perform it in class or on stage.

- Level 1: 100 headwords**
- Level 2: 150 headwords**
- Level 3: 200 headwords**

- Level 4: 300 headwords**
- Level 5: 400 headwords**

Also available:

- **Lownu Mends the Sky** story book
- **Lownu Mends the Sky e-Book with Audio Pack** containing the book and the e-book with audio. Use the e-book to read and listen on your computer, or teachers can project it onto an interactive whiteboard.

OXFORD
UNIVERSITY PRESS

www.oup.com/elt

ISBN 978-0-19-423851-9



9 780194 238519